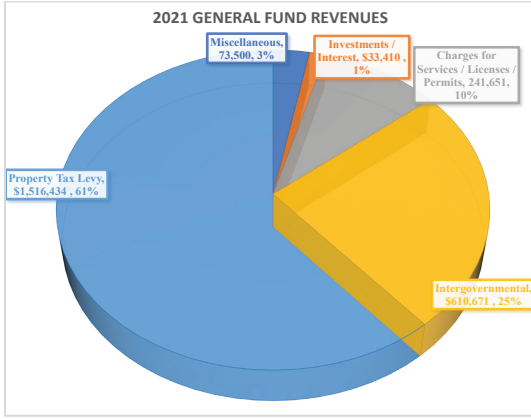


2021 Budget and Property Tax Levy

The City of Rockford established a 2020 General Fund and Debt Service Budget last December with expenses totaling \$2,608,812. The city levied \$1,430,194 for operating expenses to provide city services, and \$221,220 to pay the city's long term bond debt. The 2021 Proposed General Fund and Debt Service Budget is currently set at \$2,694,319. The proposed levy for operating expenses is proposed at \$1,516,434, which represents an increase in operating expenses of \$125,233; or 2.41%. The city's long term debt levy is set at \$218,653 based upon the principal and interest payments due and payable in 2021. These debt service payments represent a decrease of \$2,567 from the 2020 amount of \$221,220; or -1.17%. Based upon these figures, the city's total 2021 Property Tax Levy is currently recommended to be \$1,735,087; which represents an increase of \$33,187 from the 2020 Property Tax Levy of \$1,701,900; reflecting an overall increase in property taxes of 1.95%.

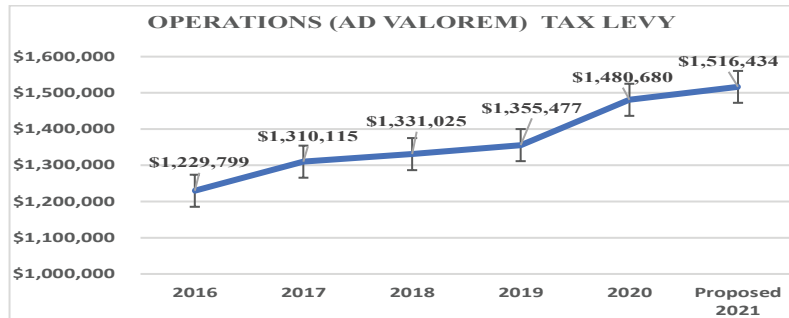
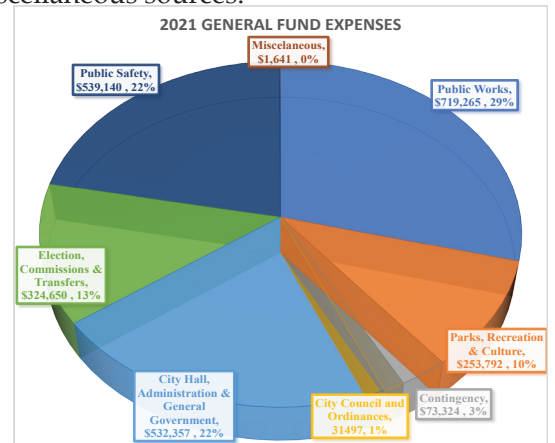


2021 Projected Revenues

The pie chart featured to the left highlights the general categories of revenues received by the city that support city services and operations. Property taxes and Local Government Aid funding provides the majority of city revenues. Other sources of revenue that support city operations include revenues generated from permits and fees, interest income from the city's investments, transfers, and a variety of small miscellaneous sources.

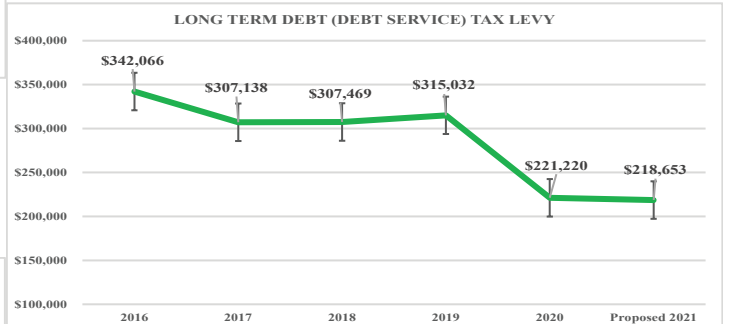

The pie chart featured to the right highlights the general categories of expenses involved in city operations and providing city services. The Public Safety category includes the Fire Department and what we pay for police services from the County Sheriff. General Administration includes all expenses and materials costs that are involved in administrative operations. Public Works includes all equipment, maintenance and materials used in their operations. Planning, Zoning and Transfers includes expenses involved in city planning and funding to support services in other funds, and Parks and Recreation covers the cost of maintenance operations for our city parks and the library.

2021 Projected Expenses



The chart to the right shows the city's long term bond debt over the same time frame. The city has paid off or refinanced existing bond debt to stabilize and reduce the amount of long term debt impacting city property taxes. Long term debt and operations costs are factored to stabilize the city's tax levy.

The following charts track the city's property tax levies over the past several years. The chart on the left shows the operations tax levy which funds city services. The City Council and Staff have worked hard to control the operation costs and increase available revenues in city operations to reduce the tax impact on properties in Rockford.



This chart to the left shows the total property tax levy for the City of Rockford over the past five years. It should be noted that the 2021 Levy is preliminary and cannot be increased at the Truth in Taxation meeting. It will be important to focus on reducing long term debt and operations costs carried by the city to control property tax increases in future years.

To learn more about Rockford's proposed 2021 Budget, please attend the public hearing on Tuesday, December 8th, 2020 at 6:00 p.m. in the City Council Chambers at 6031 Main Street, Rockford, Minnesota 55373. The City Council may set the final levy after the public hearing at this City Council Meeting. If you have thoughts or suggestions, please share them with City Staff by contacting City Hall (763) 477-6565 or stop by City Hall during normal business hours.